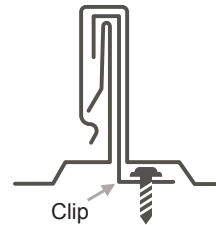
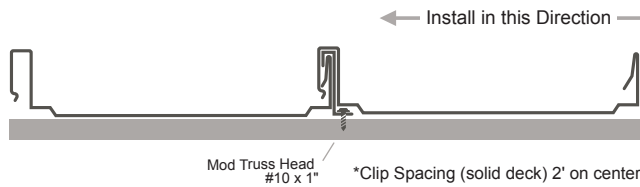
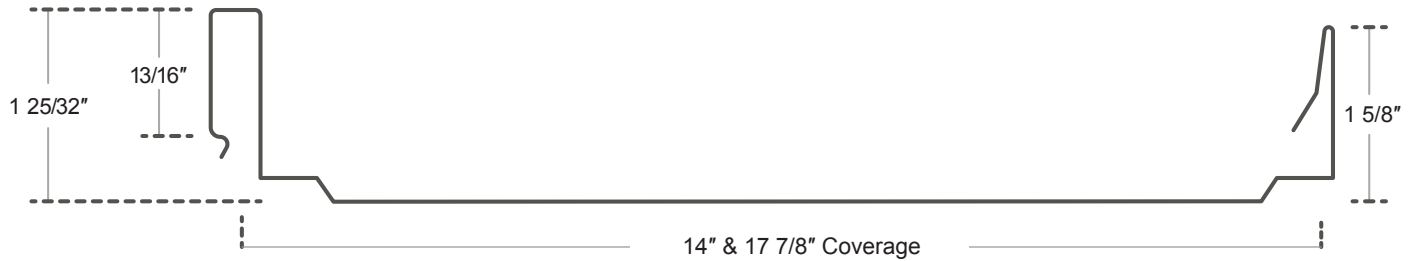


1.75" SNAP LOCK CLIP

MATERIAL SPECIFICATIONS

ROOF PANEL

1.75" SNAP LOCK CLIP



APPLICATION DETAILS

1.75" Snap Lock

Installation: Can be installed over open frame steel purlins, steel decking, steel decking with polyiso board, or solid wood decking.

Minimum Slope: 2:12

LOAD TABLES

Refer to Trim Pamphlet for Material Availability

DEFLECTION RATION L/180

SPAN	2	2.5	3	3.5	4	4.5	5
24 ga x 16"	251	201	145	108	83	66	53
24 ga x 18"	205	131	90	66	50	39	32

***Notes:**

Panel design pressures, wind uplifts, and test reports are for specific deck attachments, material gauges, clip spacing, and panel widths

Available Widths: 14" & 17 7/8"

Available Gauges: 24ga & 26ga (22ga inquire)

Weight: 1.25lbs/SqFt (22ga), 1.00lbs/SqFt (24ga), 0.75lbs/SqFt (26ga)

Substrate: AZ-50, Grade D, 50,000ksi

Available Materials: Painted

Paint Systems: Weather XL (26ga), Fluropon (PVDF) (24ga)

Warranties: Weather XL (26ga), Fluropon (PVDF) (24ga)

Production Options: Either factory made to length, crated up to 50' panels to ensure damage free transport or rolled to length on site.

Panel Options: Flat Panel, Striations, Pencil Ribs or Bead Rolls, (Flat Panel requires a waiver)

**Set up fee may apply.*

On site production is subject to order minimums.

Testing For 1.75" Snap Lock Only:

UL 580 Wind Uplift (Class 90)

UL 2218 Class 4 Hail Impact

UL 790 Class A Fire Rating

ASTM E1680

ASTM E1646

ASTM E283

ASTM E331

ASTM E330/E330M

ASTM E1592



1-855-METALUS (638-2587)
7728 CORN MAZE WAY, POST FALLS, ID 83854
WWW.METALAMERICA.COM

SALES@METALAMERICA.COM

Metal America is neither partially or solely responsible for improper installation or defects as a result of installation